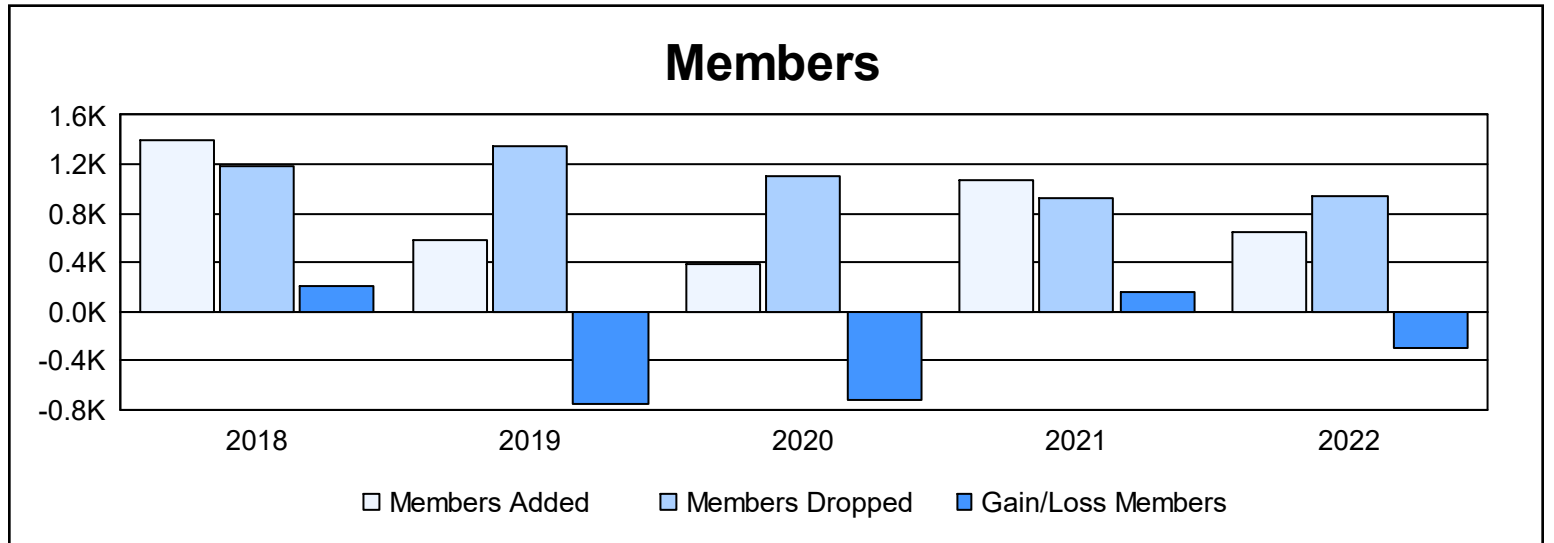
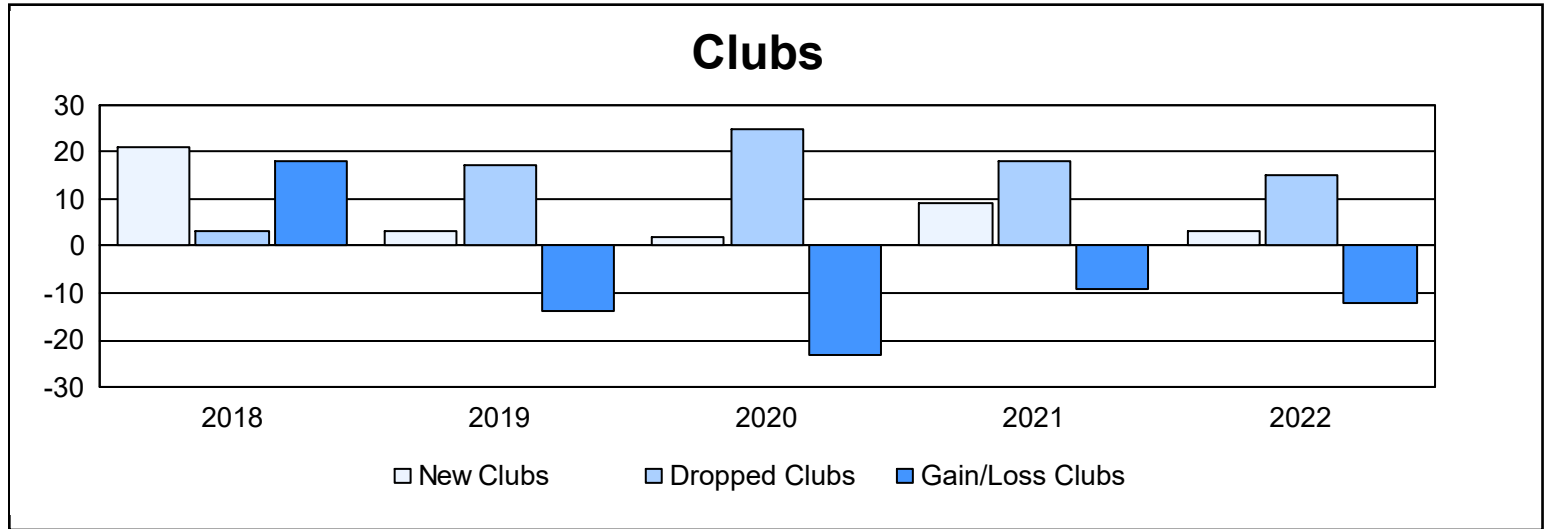


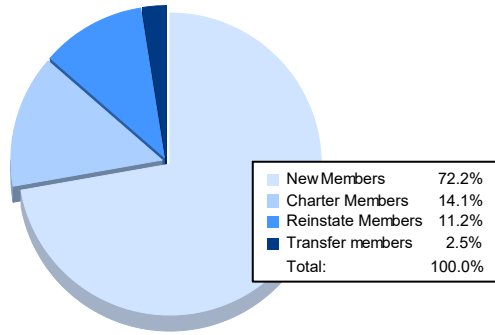
Multiple District O

As of June 2022 Cumulative

Year	New Clubs	Dropped Clubs	Gain/ Loss Clubs	New Members	Charter Members	Reinstate Members	Transfer Members	Total Member Added	Total Members Dropped	Gain/ Loss Members
2017-2018	21	3	18	810	535	30	21	1,396	1,185	211
2018-2019	3	17	-14	467	83	12	26	588	1,339	-751
2019-2020	2	25	-23	282	49	28	26	385	1,101	-716
2020-2021	9	18	-9	784	252	13	19	1,068	916	152
2021-2022	3	15	-12	465	91	72	16	644	943	-299
Average	8	16	-8	562	202	31	22	816	1,097	-281



Membership Composition June 2022 Cumulative



Gender Composition June 2022 Cumulative

